

**Ascolite**<sup>®</sup>  
A Better Solution



**WALLING SOLUTIONS**

## Experience the Ascolite Advantage...

The Ascolite advantage is product offerings that are backed by expertise. The insights provided by us combine with cutting-edge service standards, resulting in pampered & content clients.

As Ascolite, we swear by the mantra "Growing Relationships" & have proven dependability in all product offerings.

# SPEED & CONSISTENCY GUARANTEED



## Content

---

### About Us

- Group Introduction 02
  - Company Introduction 03
- 

### Products

- Fly Ash Blocks (Aerated Autoclaved) 04
  - Ascofix BJM / TBM 06
  - Ascofix GPM 08
  - AscoPlast Bond 10
  - Ready Mix Mortar / CS 12
  - Ready Mix Mortar FR / WP 14
  - Gypbond 16
  - Ascoputty 18
  - Ascoputty CS (White/Grey) 20
-

## OUR GROUP



### Ascon Group of Developers

Headquartered in Surat (Gujarat) the group has over 4 decades of experience and is a diversified business group, comprising of construction, manufacturing, processing and trading.



#### Ascolite:

Since 2012.  
Manufacturing & supplying of building materials.



#### Ascon Realty:

Since 1995.  
Developing premium high rise towers in the city of Surat, under the brand 'SURYA'.



#### Geetatex:

Since 1980.  
Trading of sarees & dress materials to textile processing & embroidery.

## ABOUT ASCOLITE

# Ascolite®

A Better Solution

### Aswani Industries Private Limited

Ascolite is marketed by Aswani Industries Pvt. Ltd. (formerly known as Aswani Construction Pvt. Ltd.) The introduction of Ascolite was a new direction by the group to vertically growing to building materials from construction.

The first step taken to promote Ascolite was by establishing the largest state-of-the-art Fly Ash Blocks (Aerated Autoclave) manufacturing facility at Surat (Gujarat) & today Ascolite has over 100 products in Walling, Tile-fixing, Waterproofing & Construction Chemicals.

## PRODUCT RANGE

#### Walling Solutions



#### Screeds, Tiles/Stone Adhesives & Grouts



#### Construction Chemicals



#### Waterproofing Systems



#### Structural Repairs, Sealants & Grouts



#### Protective Coatings



# ASCOLITE ADVANTAGE

## Production Capacity

State of the art production facilities for :

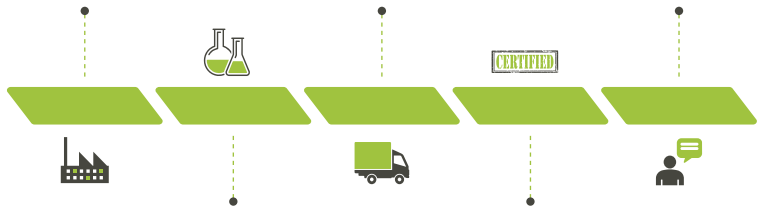
- ◆ Fly Ash Blocks (Aerated Autoclaved)
- ◆ Dry-Mix Products
- ◆ Construction Chemicals

## Own Fleet of Vehicles

Commendable fleet strength of our own, which empowers us to deliver material on time.

## Technical Assistance

The aim of educating industry people on finer aspects of new age construction materials & its application.



## State of the art R&D Lab

Industry edge-cutting, well equipped R&D centre in Surat (Gujarat).

## Quality Certified Products

We take a holistic approach to quality & consistency, which is key to the company's entire philosophy.

# CORE IDEOLOGY



## Core Purpose

To encourage & ensure a paradigm shift in delivering trendsetting experiences.



## Mission Statement

To deliver contemporary construction solutions backed by expertise, based on novel market needs.



## Core Values

- ◆ Quest to learn
- ◆ Integrity
- ◆ Energetic
- ◆ Eye for detail
- ◆ Making a difference

# CUSTOMERS

Over 500 satisfied customers which include :



Architects & Engineers



Developers



Contractors



Channel Partners



Retailers



Residential



Commercial



Institutions



Industries



Repairs

# FLY ASH BLOCKS

Aerated Autoclaved Blocks for Masonry



CM/L-7200203084


- ◆ Fly Ash Blocks (Aerated Autoclaved) are used as a substitute against conventional building masonry such as red clay bricks & have been widely accepted globally because of their beneficial properties.
- ◆ The aerating is caused by a reaction of a mix of various materials mainly consisting of silica (through fly-ash) quicklime, cement & others. Fly Ash Blocks (Aerated Autoclaved) consist of around 80% air, this aerated material is processed through autoclaving which entails high pressurized curing of aerated materials formed in cellular shapes.

## FLY ASH BLOCKS (AERATED AUTOCLAVED) COVERAGE<sup>1</sup>

Size (mm)			QUANTITY OF BLOCKS		
L	H	W	100 m <sup>2</sup>	100 Ft <sup>2</sup>	1 m <sup>3</sup>
650	250	75	615.38	57.17	82.05
650	250	100	615.38	57.17	61.54
650	250	125	615.38	57.17	49.23
650	250	150	615.38	57.17	41.03
650	250	200	615.38	57.17	30.77
650	250	225	615.38	57.17	27.35
650	200	100	769.23	71.46	76.92
650	200	125	769.23	71.46	61.54
650	200	150	769.23	71.46	51.28
650	200	200	769.23	71.46	38.46
650	200	225	769.23	71.46	34.19
600	200	100	833.33	77.42	83.33
600	200	150	833.33	77.42	55.56
600	200	225	833.33	77.42	37.04

## KEY FEATURES & BENEFITS

-  Bigger in size
-  Thermal insulation
-  Fire Resistant
-  Better Compressive Strength
-  Rough Surface
-  Technical assistance

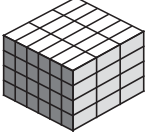
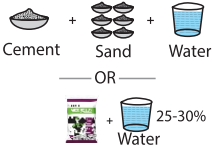
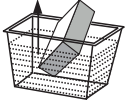
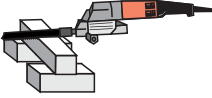
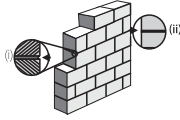
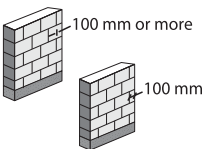
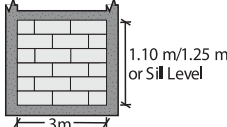
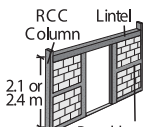
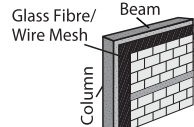


<sup>1</sup> Coverage of commonly used sizes have been illustrated in the table.

## TECHNICAL SPECIFICATIONS<sup>1</sup> (Complies to IS 2185(3) & IS 6441(125))

Particulars	Units	Values
Size (Length × Height)	mm	650/600 × 250/200
Size (Width)	mm	75, 100, 125, 150, 200, 225, 250, 300
Size Tolerance (Maximum)	mm	± 3 (Width & Height) & ± 5 (Length)
Compressive Strength	N/mm <sup>2</sup>	G1 : ≥ 4.0   G2 : ≥ 3.3
Oven Dry Density	Kg/m <sup>3</sup>	560 - 640
Fire Resistance	Hours	4 (for 150 mm thick wall without plaster)
Thermal Conductivity (K Value)	W/mk	0.16 - 0.21
Sound Reduction	dB	37 - 42
Modulus of Elasticity	Mpa	2040
Thermal Resistance (R Value)	m <sup>2</sup> .K/W	0.95 (200 mm Width) @ K = 0.21 W/mK
Thermal Conductance (U Value)	W/m <sup>2</sup> K	1.05 (200 mm Width) @ K = 0.21 W/mK
Drying Shrinkage (Maximum)	%	0.04
Sound Transmission Class Rating	dB	44
Capillary Water Absorption	gm/dm <sup>2</sup>	180

## PREPARATION & APPLICATION GUIDELINES<sup>2</sup>

<p><b>Stacking</b></p>  <p>Stack on dry &amp; even surface to avoid damage &amp; contact with moisture.</p>	<p><b>Mortar for Masonry</b></p>  <p>Thin Bed Adhesive (Premixed) (ASTM C 1660-09).</p>	<p><b>Wetting of Blocks before application</b></p>  <p>Dip in water &amp; lift immediately.</p>
<p><b>Cutting of Block</b></p>  <p>Use tool like hacksaw or rotary cutter.</p>	<p><b>Mortar Thickness</b></p>  <p>(i) Pre-mix Med. Bed : 5-6 mm (ii) Pre-mix Thin Bed : 2-3 mm</p>	<p><b>Bond Pattern</b></p>  <p>100 mm or more 100 mm</p>
<p><b>Coping Beam</b></p>  <p>Coping beam with 2 nos 8 mm reinforcement after 1.2 mts. height.</p>	<p><b>Lintel Support</b></p>  <p>Bond beam @ 1.10 m / 1.25 m or S level Lintel support on full block.</p>	<p><b>Beam &amp; Column Junctions</b></p>  <p>It should cover 6" on both the surfaces (Internal &amp; External).</p>

<sup>1</sup> The Values obtained are from our laboratory testing conditions. Tests conducted on site conditions may show slight variation due to methods of testing/application.

<sup>2</sup> Illustrations should be treated as guidelines only, kindly refer TDS for detailed method statement before product usage.

# ASCOFIX BJM/TBM

ASCOFIX BJM: Pre-Mixed & Non - Shrink Block Jointing Mortar

ASCOFIX TBM: Specially Developed Thin Bed Mortar

- ◆ **ASCOFIX BJM** is a pre - mixed, self-curing & non-shrink thin jointing mortar for AAC (Autoclaved Aerated) blocks or equivalent. **ASCOFIX BJM** is a specially engineered jointing mortar with an ideal mix of OPC, dry graded sand, polymers & chemical additives.
- ◆ **ASCOFIX TBM** is a pre-mixed high quality Thin Bed Jointing Mortar for AAC (Autoclaved Aerated) blocks or equivalent. It replaces the conventional method & material of jointing mortar which requires a 12 - 18 mm thickness with a revolutionary 2-3 mm joint thickness.






## RECOMMENDED APPLICATIONS

- ◆ Fly Ash Blocks (Aerated Autoclaved)
- ◆ Concrete blocks
- ◆ Hollow blocks

## BLOCK JOINTING MORTAR COVERAGE<sup>1</sup>

Size (mm) L H W	Jointing surface Area of 1 block (Ft <sup>2</sup> )	Mortar required in Kg/Block (170 Ft <sup>2</sup> /40 Kg)
650×250×75	1.45	0.35
650×250×100	1.94	0.46
650×250×125	2.42	0.58
650×250×150	2.91	0.69
650×250×200	3.87	0.93
650×250×225	4.36	1.04
650×200×75	1.37	0.33
650×200×100	1.83	0.44
650×200×125	2.29	0.55
650×200×150	2.74	0.66
650×200×200	3.66	0.87
650×200×225	4.12	0.98

## KEY FEATURES & BENEFITS

-  Non-Shrink
-  Pre-Mixed
-  Self-curing properties
-  Excellent adhesion
-  Higher coverage in comparison to conventional mortar
-  Suitable for all types of blocks
-  Consistent quality



**Packaging** : Available in 30 & 40 Kg Sealed bag

<sup>1</sup> The quantity ascertained is without the consideration of wastage and coping.

Thickness of Mortar considered is approx. 2.5 mm in the above calculation.

Calculations of only standard sizes are given, for the rest of the sizes kindly view our website or contact our company executive.


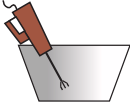





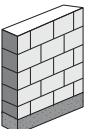
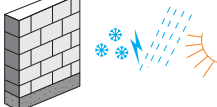
The result of 170 square feet per 40 Kg of Mortar was derived after a demo wall built at our Laboratory.



## TECHNICAL SPECIFICATIONS<sup>1</sup> (Complies to ASTM C 109, ASTM C 1660(9))

	ASCOFIX BJM	ASCOFIX TBM
<b>Apperance</b>	Grey powder	
<b>Composition</b>	Cement, fine graded aggregates & special additives	
<b>Open time</b>	≥ 30 minutes	
<b>Pot Life</b>	60 minutes @ 28% water	
<b>Water ratio</b>	23 - 28%	
<b>Bulk density</b>	1600 ± 50 (Kg/m <sup>3</sup> )	
<b>Water Retentivity on AAC</b>	95 - 100%	
<b>Maximum size of Particle</b>	1.18 mm	
<b>Compressive strength</b> @ 28% water without Vibration	≥ 6 N/mm <sup>2</sup>	≥ 8 N/mm <sup>2</sup>
<b>Pull off Adhesion Strength</b> @ 28 Days	≥ 0.50 N/mm <sup>2</sup>	≥ 0.70 N/mm <sup>2</sup>
<b>Split Adhesion Tensile Strength (ASTMC-1660 Part-9)</b>	≥ 0.40 N/mm <sup>2</sup> for Joint thickness 2 - 3 mm (Required 0.34 - 0.40 N/mm <sup>2</sup> Minimum)	

## PREPARATION & APPLICATION GUIDELINES<sup>2</sup>

<p><b>Mortar Mixing</b></p>  <p>In a clean bucket, mix Ascolite TBM in 23 - 28 % of water.</p>	<p><b>Mixing by Mixer or Tool</b></p>  <p>Mix first for 5 - 10 minutes by electrical mixer to mix homogeneously.</p>	<p><b>Slake Time</b></p>  <p>Allow mortar to slake for 5 minutes.</p>
<p><b>Remixing</b></p>  <p>Mix again for 2 - 3 minutes, Now thin bed mortar is ready to use.</p>	<p><b>Wet Surface</b></p>  <p>Wet the surface of blocks before applying mortar.</p>	<p><b>Mortar Spread</b></p>  <p>Mortar should be spread on all sides of block maintaining bond thickness of 2 - 3 mm, using a notched trowel.</p>
<p><b>Alignment</b></p>  <p>Use Spirit Level &amp; fibre hammer to remove any air gaps in between blocks for proper jointing &amp; alignment.</p>	<p><b>DND</b></p>  <p>Do not disturb the wall after application of mortar for at least 24 hours.</p>	<p><b>Setting Time</b></p>  <p>The setting time is affected by climatic conditions, allow stand - alone time accordingly.</p>

## SHELF LIFE

06 months from the production date if stored in original, unopened packaging, in places protected from moisture, sun exposure & frost.

<sup>1</sup> The Values obtained are from our laboratory testing conditions. Tests conducted on site conditions may show slight variation due to methods of testing/application.

<sup>2</sup> Illustrations should be treated as guidelines only, kindly refer TDS for detailed method statement before product usage.

# ASCOFIX GPM

High Performing, Self Curing, Medium Bed Block Jointing Mortar

- ◆ **ASCOFIX GPM** is a premixed high quality self - curing Medium bed mortar for jointing for AAC Blocks (Autoclaved Aerated Concrete Blocks). **ASCOFIX GPM** is a semi premix consisting of OPC 53 Grade Cement, Dry Graded Sand of size 3 mm down & specialised polymers which combine to give superior compressive strength, excellent water retention with self - curing property & stability.








## RECOMMENDED APPLICATIONS

- ◆ Fly Ash Blocks (Aerated Autoclaved)
- ◆ Concrete blocks
- ◆ Hollow blocks
- ◆ Clay bricks
- ◆ Fly ash bricks

## BLOCK JOINTING MORTAR COVERAGE<sup>1</sup>

Size (mm)			Jointing surface Area of 1 block (Ft <sup>2</sup> )	Mortar required in Kg/Block (75 Ft <sup>2</sup> /40 Kg)
L	H	W		
650	250	75	1.45	0.79
650	250	100	1.94	1.06
650	250	125	2.42	1.32
650	250	150	2.91	1.59
650	250	200	3.87	2.12
650	250	225	4.36	2.38
650	200	75	1.37	0.75
650	200	100	1.83	1.00
650	200	125	2.29	1.25
650	200	150	2.74	1.50
650	200	200	3.66	2.00
650	200	225	4.12	2.25

## KEY FEATURES & BENEFITS

-  Medium joints
-  Semi premix
-  Self-Curing properties
-  Slow initial setting mortar
-  Strength designed to suit flyash blocks
-  Higher coverage in comparison to conventional mortar
-  Technical assistance



Packaging : Available in 30 - 50 Kg Sealed bag

<sup>1</sup> The quantity ascertained is without the consideration of wastage and coping.

Thickness of Mortar considered is approx. 2.5 mm in the above calculation.


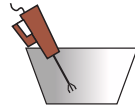

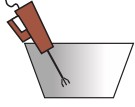



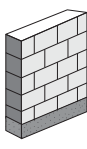
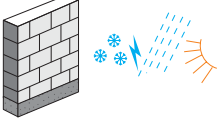
Calculations of only standard sizes are given, for the rest of the sizes kindly view our website or contact our company executive.

The result of 75 ft<sup>2</sup> per 40 Kg of Mortar was derived after a demo wall built at our Laboratory.

**TECHNICAL SPECIFICATIONS<sup>1</sup>** (Complies to ASTM C 109, ASTM C 1660(9))

<b>Apperance</b>	: Grey Powder
<b>Water ratio</b>	: 23 - 28%
<b>Bulk Density</b>	: 1600 ± 50 Kg/m <sup>3</sup>
<b>Compressive Strength</b>	: ≥ 6 N/mm <sup>2</sup> @ 28% water without vibration
<b>Split Adhesion Tensile Strength (ASTM C-1660 part - 9)</b>	: ≥ 0.40 N/mm <sup>2</sup> for Joint thickness 2-3 mm (Required 0.34 - 0.40 N/mm <sup>2</sup> Minimum)
<b>Water Retentivity on AAC</b>	: 90 - 100 %
<b>Pull off Adhesion Strength</b>	: ≥ 0.50 N/mm <sup>2</sup> @ 28 days
<b>Particle Size</b>	: ≤ 3 mm
<b>Slit Content in Sand</b>	: NIL
<b>Bed Thickness</b>	: 5 - 6 mm

**PREPARATION & APPLICATION GUIDELINES<sup>2</sup>**

<p><b>Mortar Mixing</b></p>  <p>In a clean bucket mix Ascofix GPM in 23 - 28%.</p>	<p><b>Mixing by Mixer or Tool</b></p>  <p>Mix first for 5 - 10 minutes by electrical mixer to mix homogeneously.</p>	<p><b>Slake Time</b></p>  <p>Allow mortar to slake for 5 minutes.</p>
<p><b>Remixing</b></p>  <p>Mix again for 2 - 3 minutes. Now thin bed mortar is ready to use.</p>	<p><b>Wet Surface</b></p>  <p>Wet the surface of blocks before applying mortar.</p>	<p><b>Mortar Spread</b></p>  <p>Mortar should be spread on all sides of block maintaining bond thickness of 5 - 6 mm, using a notched trowel.</p>
<p><b>Alignment</b></p>  <p>Use Spirit Level &amp; fibre hammer to remove any air gaps in between blocks for proper jointing &amp; alignment.</p>	<p><b>DND</b></p>  <p>Do not disturb the wall after application of mortar for at least 24 hours.</p>	<p><b>Setting Time</b></p>  <p>The setting time is affected by climatic conditions, allow stand - alone time accordingly.</p>

**SHELF LIFE**

06 months from the production date if stored in original, unopened packaging, in places protected from moisture, sun exposure & frost.

<sup>1</sup> The Values obtained are from our laboratory testing conditions. Tests conducted on site conditions may show slight variation due to methods of testing/application.

<sup>2</sup> Illustrations should be treated as guidelines only, kindly refer TDS for detailed method statement before product usage.

# ASCOPLAST BOND

Excellent Bonding Agent  
For Plastering

- ◆ **ASCOPLAST BOND** is a polymer based, exterior / interior grade bonding agent designed to be applied over properly prepared substrates prior to application of new plaster & portland cement based mixes. When properly applied, **ASCOPLAST BOND** helps bond plaster & cement based mixes to a variety of structurally sound substrates.

## RECOMMENDED APPLICATIONS

- ◆ **ASCOPLAST BOND** may be applied over masonry, concrete, brick, block, stone, plaster, drywall, pre-cast concrete, wood, tile & other structurally sound surfaces.
- ◆ For bonding between palstering / tiling over concrete surface
- ◆ General reconstruction work

## KEY FEATURES & BENEFITS



Excellent bonding between new plaster & old or new concrete



Increased bond strength



Chloride, alkali and sulphate free



Provides enhanced & fortified adhesion to a wide variety of cement substrates



Improves workability & adhesion



Reduce rebound loss, Minimizes sagging



Non-flammable & VOC compliant

## COVERAGE

80 - 100 ft<sup>2</sup> / ℓ (On Smooth RCC)



**Packaging :** Available in  
5, 20, & 50 Ltr bucket

**TECHNICAL SPECIFICATIONS<sup>1</sup>** (Complies to ASTM C 109)

<b>Appearance</b>	: Light Green Liquid
<b>Solid %</b>	: > 30
<b>Density</b>	: 1.05 ± 0.05 Kg / ℓ
<b>Touch Dry Time</b>	: 25 ± 5 minutes depending on environment
<b>Dilution</b>	: Strictly Prohibited
<b>Pull Out Adhesion</b>	: > 1.0 Mpa

**PREPARATION & APPLICATION GUIDELINES<sup>2</sup>**

<p><b>Cleaning</b></p>  <p>Clean the concrete surface for any dirt, oil or foreign material stuck the surface.</p>	<p><b>Pre-Wetting</b></p>  <p>Can do slight surface wetting of dry concrete with water.</p>	<p><b>Mixing</b></p>  <p>Mix the material thoroughly &amp; homogenously just before use.</p>
<p><b>Application</b></p>  <p>Using good quality paint brush or Roller.</p>	<p><b>Drying</b></p>  <p>leave to dry in tacky condition for 5-10 Min.</p>	<p><b>Apply Slurry Coat</b></p>  <p>Apply slurry coat of plaster immediately after application of Ascoplast Bond (Tacky condition).</p>
<p><b>Apply Plaster</b></p>  <p>Apply 10-15 mm first coat of Plaster.</p>		

**SHELF LIFE**

12 months from the production date if stored in original, unopened packaging, in places protected from moisture, sun exposure & frost.

**CAUTION**

Do not apply plaster on completely dry Ascoplast Bond layer. For proper bonding / adhesion, apply plaster on tacky surface only.

<sup>1</sup> The Values obtained are from our laboratory testing conditions. Tests conducted on site conditions may show slight variation due to methods of testing/application.

<sup>2</sup> Illustrations should be treated as guidelines only, kindly refer TDS for detailed method statement before product usage.

# READY MIX MORTAR/CS

Polymer Modified, Ready Mix Mortar for AAC blocks or many other Substrates

- ◆ **READY MIX MORTAR** is a pre-mixed cement based solution which substitutes the traditional site mix wall plaster process. The solution consists of particle size distributed & graded sand containing some coarse sand on 3.35 mm sieve mixed with cement & water soluble polymers which act as additives.
- ◆ **READY MIX MORTAR (CS)** is a premixed solution to substitute for the traditional site mix wall plaster process. The solution consist of particle size distributed & graded sand mixed with cement & water soluble polymers which act as additives.

## RECOMMENDED APPLICATIONS

- ◆ Fly Ash Blocks (Aerated Autoclaved)
- ◆ Conventional Walls/Aluminum form work based Walls
- ◆ Clay Bricks Walls
- ◆ Stone Walls
- ◆ RCC Walls

## KEY FEATURES & BENEFITS



Pre-mixed



Excellent workability



Raw materials are tested & accurately mixed with specific particle size & quantity



Graded dry sand



Excellent adhesion



Reduced Rebound Loss

## READY MIX MORTAR COATS<sup>1</sup>

### Internal :

10 - 15 mm single coat is recommended for internal plaster covering.

### External :

Two coats are recommended to cover the external side of walls i.e. Base coat of 10 - 15 mm & Finish coat of 8 - 10 mm, total thickness of around 20 - 22 mm.



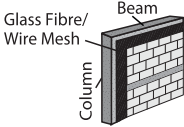
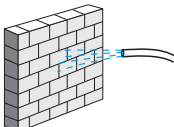

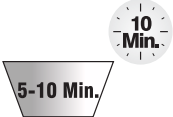
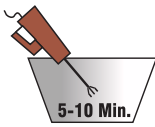


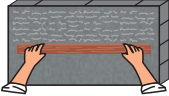
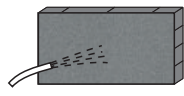
**Packaging :** Available in 40 Kg Sealed bag

<sup>1</sup> Recommended single coat thickness is  $\geq 8$  mm, but 6 mm can be applied upon appropriate technical advice.

## TECHNICAL SPECIFICATIONS<sup>1</sup> (Complies to ASTM C 109, ASTM C 1660(9))

	RMM	RMM CS
<b>Max. Aggregate Size</b>	3.5 mm	5.6 mm
<b>Apperance</b>	Greyish Granular Powder	
<b>Bulk Density</b>	1600 ± 50 (Kg/m <sup>3</sup> )	
<b>Compressive Strength</b>	≥ 7.5 N/mm <sup>2</sup> @ 28 days	
<b>Pull of Adhesion</b>	≥ 0.3 N/mm <sup>2</sup> @ 10 mm thickness in moist condition for 28 days	
<b>Silt Content in Sand</b>	< 1%	
<b>Setting Time (IS-4031)</b>	Initial : 4 hours ± 15 minutes } @ 15 - 18% Final : 5 hours ± 15 minutes } Water demand	
<b>Consistency</b>	110 ~ 120 mm (Using Standard flow table)	
<b>Coverage</b>	16 - 17 ft <sup>2</sup> / 40 Kg bag @ 10 - 12 mm thickness	
<b>Thickness of Single Layer</b>	6 - 12 mm	
<b>Pot Life</b>	30 minutes (can vary on climatic conditions)	

## PREPARATION & APPLICATION GUIDELINES<sup>2</sup>

<p><b>Concrete &amp; Blocks Joints</b></p>  <p>Glass Fibre/ Wire Mesh</p> <p>Beam</p> <p>Column</p> <p>All concrete &amp; Block joints must be covered with a glass fibre mesh.</p>	<p><b>Wall Wetting</b></p>  <p>Dampen the wall before application of plaster.</p>	<p><b>Mix Preparation</b></p>  <p>In 6 - 7.2 liters of potable water add 1 bag of Ascolite Ready Mix Mortar.</p>
<p><b>Leave to Slake</b></p>  <p>Leave the mix to slake for 5 - 10 minutes &amp; remix before use.</p>	<p><b>Remixing</b></p>  <p>Machine or hand mixing should be done for 5 - 10 minutes.</p>	<p><b>Apply Dash Coat<sup>3</sup></b></p>  <p>The Dash coat mixture should be thrown on wall.</p>
<p><b>First / Second Coat</b></p>  <p>Apply the 1<sup>st</sup> coat of Mixture. Ensure levelling. Apply 2<sup>nd</sup> coat, if it required.</p>	<p><b>Levelling</b></p>  <p>After final coat ensure proper levelling with the help of appopriats tools.</p>	<p><b>Water Curing</b></p>  <p>After the plaster is dry, curing should be done 2 - 3 times a day for 7 days minimum.</p>

## SHELF LIFE

06 months from the production date if stored in original, unopened packaging, in places protected from moisture, sun exposure & frost.

<sup>1</sup> The Values obtained are from our laboratory testing conditions. Tests conducted on site conditions may show slight variation due to methods of testing/application.

<sup>2</sup> Illustrations should be treated as guidelines only, kindly refer TDS for detailed method statement before product usage.

<sup>3</sup> In case substrate is smooth & dense (RCC) application of Ascoplast Bond as a bonding agent is recommended to avoid debonding.

# READY MIX MORTAR FR/WP

Polymer Modified, Ready Mix Mortar for AAC blocks or many other Substrates

- ◆ **READY FOR MORTAR (FR)** is a pre-mixed cement based solution which substitute for the traditional site mix wall plaster process. It additionally contains fibers which improves the strength & makes the plaster highly water resistant & weather resistant.
- ◆ **READY MIX MORTAR (WP)** is a premixed cement based water proofing plaster to substitute traditional cement sand wall plaster. Water has to be added with premix before plastering. The high grade waterproofing plaster consists of fully dry and graded sand proportionately mixed with 53 grade cement, integral water proofing powder polymers, fibres and self curing additives. **RMM (WP)** with PP or glass construction fiber is suitable for the strength, bonding & water proofing durability.

## RECOMMENDED APPLICATIONS

- ◆ Fly Ash Blocks (Aerated Autoclaved)
- ◆ Conventional Walls/Aluminum form work based Walls
- ◆ Clay Bricks Walls, Stone Walls, RCC Walls
- ◆ Very much durable for internal & external plastering
- ◆ Suitable for marine atmosphere
- ◆ Recommended for swimming pool & basement wall

## KEY FEATURES & BENEFITS



Pre-mixed



Excellent bond strength



Water resistance



Fast application and finishing



Raw materials are tested & accurately mixed with specific particle size & quantity



Graded dry sand



Better adhesion Strength



Repair work

## READY MIX MORTAR COATS<sup>1</sup>

### Internal :

10 - 15 mm single coat is recommended for internal plaster covering.

### External :

Two coats are recommended to cover the external side of walls i.e. Base coat of 10 - 15 mm & Finish coat of 8 - 10 mm, total thickness of around 20 - 22 mm.



**Packaging :** Available in 40 Kg Sealed bag

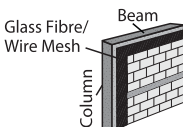
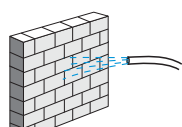






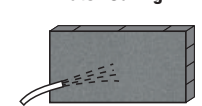
<sup>1</sup> Recommended single coat thickness is  $\geq 8$  mm, but 6 mm can be applied upon appropriate technical advice.



## TECHNICAL SPECIFICATIONS<sup>1</sup> (Complies to ASTM C 109, ASTM C 1660(9))

	RMM FR	RMM WP
<b>Apperance</b>	Greyish Granular Powder	
<b>Silt Content in Sand</b>	< 1%	
<b>Consistency</b>	110 ~120 mm (Using Standard flow table)	
<b>Coverage</b>	16 - 17 ft <sup>2</sup> / 40 Kg bag @ 10 - 12 mm thickness	
<b>Thickness of Single Layer</b>	6 - 12 mm	
<b>Density</b>	1600 ± 50 (Kg/m <sup>3</sup> )	1700 ± 50 (Kg/m <sup>3</sup> )
<b>Pull of Adhesion</b>	≥ 0.3 N/mm <sup>2</sup> @ 10 mm thickness in moist condition for 28 days	≥ 0.50 N/mm <sup>2</sup> @ 10 mm thickness in moist condition for 28 days
<b>Max. Aggregate Size</b>	3.5 mm	2.00 mm
<b>Compressive Strength</b>	≥ 7.5 N/mm <sup>2</sup> @ 28 days	≥ 15 N/mm <sup>2</sup> @ 28 days
<b>Setting Time (IS-4031)</b>	Initial : 4 hours ± 15 minutes Final : 5 hours ± 15 minutes	Initial : 4 hours ± 30 minutes Final : 5 hours ± 30 minutes
<b>Pot Life</b>	30 ± 5 minutes	40 ± 5 minutes
<b>Capillary Absorption Coefficient</b>	N.A	< 0.2

## PREPARATION & APPLICATION GUIDELINES<sup>2</sup>

<p><b>Concrete &amp; Blocks Joints</b></p>  <p>All concrete &amp; Block joints must be covered with a glass fibre mesh.</p>	<p><b>Wall Wetting</b></p>  <p>Dampen the wall before application of plaster.</p>	<p><b>Mix Preparation</b></p>  <p>In 6 - 7.2 liters of potable water add 1 bag of Ascolite Ready Mix Mortar.</p>
<p><b>Leave to React</b></p>  <p>Leave the mix to stake for 5 - 10 minutes &amp; remix before use.</p>	<p><b>Remixing</b></p>  <p>Machine or hard mixing should be done for 5 - 10 minutes.</p>	<p><b>Apply Dash Coat<sup>3</sup></b></p>  <p>The Dash coat mixture should be thrown on wall.</p>
<p><b>First / Second Coat</b></p>  <p>Apply the 1<sup>st</sup> coat of Mixture. Ensure levelling. Apply 2<sup>nd</sup> coat, if it required.</p>	<p><b>Levelling</b></p>  <p>After final coat ensure proper levelling with the help of appopriats tools.</p>	<p><b>Water Curing</b></p>  <p>After the plaster is dry, curing should be done 2 - 3 times a day for 7 days minimum.</p>

## SHELF LIFE

06 months from the production date if stored in original, unopened packaging, in places protected from moisture, sun exposure & frost.

<sup>1</sup> The Values obtained are from our laboratory testing conditions. Tests conducted on site conditions may show slight variation due to methods of testing/application.

<sup>2</sup> Illustrations should be treated as guidelines only, kindly refer TDS for detailed method statement before product usage.

<sup>3</sup> In case substrate is smooth & dense (RCC) application of Ascoplast Bond as a bonding agent is recommended to avoid debonding.

# GYPBOND

Bonding Agent for Chemical & Mechanical Key With Gypsum & RCC Substrates

- ◆ **Gypbond** is a light green coloured liquid, ready to use, high build bonding agent for adhering Gypsum plaster to a variety of surfaces.
- ◆ **Gypbond** enables a mechanical key & chemical bond to Gypsum ensuring excellent grip with the substrate.

## AREA OF APPLICATION

- ◆ Conventional RCC wall/Aluminum form work base Walls
- ◆ Fly Ash Blocks (Aerated Autoclaved)
- ◆ Concrete Block Walls
- ◆ Stone Walls
- ◆ Gypsum materials like :
  - Dry wall
  - Gypsum board, etc.

## COMPARISON

Description	Traditional Method	Ascolite Gypbond
Hacking	Manual - Pointed Hammer - Grinder Machine	Brush or Roller
Application	Lengthy & Costly	Easy & Cost Effective
Bonding / Gripping	Only Mechanical Grip	Mechanical & Chemical Grip
Rebonding Mortar /Plaster	High	Very Low

## KEY FEATURES & BENEFITS



Eliminates the need for hacking & ckening



Contains uniformly distributed fine aggregate



Material is green in colour, enabling visibility



Can be applied on low to medium suction surfaces



Better adhesion



**Packaging** : Available in 5 Kg & 20 Kg Bucket

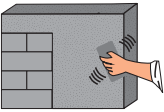
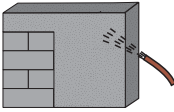

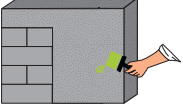
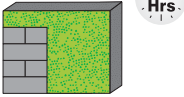
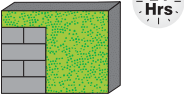
## TECHNICAL SPECIFICATIONS<sup>1</sup> (Complies to ASTM C 109)

Parameters	Values
<b>Appearance, Colour</b>	Liquid in viscous form, Light green in colour
<b>Density at 27 °C</b>	1.40 ± 0.05 Kg / ℓ
<b>Brookfield Viscosity</b>	3000 ± 250 CPS
<b>Solid %</b>	55 ± 3
<b>Drying Time</b>	25 - 30 minutes
<b>Adhesion</b>	Excellent, mechanical + chemical (Adhesion Strength is increased 2 - 3 times by using Gypbond)

## COVERAGE

Types of Surface	Porosity	Approximate Coverage in Ft <sup>2</sup> /1Kg	Approximate Coverage in m <sup>2</sup> /1 Kg
RCC	Low	45 ± 5	4.5 ± 0.5
Fly Ash Blocks (Aerated Autoclaved)	High	25 ± 5	2.5 ± 0.5

## PREPARATION & APPLICATION GUIDELINES<sup>2</sup>

<p><b>Cleaning</b></p>  <p>Clean the concrete surface from dirt, oil or debris.</p>	<p><b>Pre-wetting</b></p>  <p>Can do slight surface wetting of dry concrete with water.</p>	<p><b>Mixing</b></p>  <p>Mix the material thoroughly &amp; homogenously just before use.</p>
<p><b>Application</b></p>  <p>Using good quality paint brush or roller brush.</p>	<p><b>Drying</b></p>  <p>Material becomes touch dry between 1-2 hours.</p>	<p><b>24hrs Drying</b></p>  <p>Leave it to dry for at least 24 hours. You can apply gypsum plaster upto 10 days of gypbond application.</p>

## SHELF LIFE

06 months from the production date if stored in original, unopened packaging, in places protected from moisture, sun exposure & frost.

<sup>1</sup> The Values obtained are from our laboratory testing conditions. Tests conducted on site conditions may show slight variation due to methods of testing/application.

<sup>2</sup> Illustrations should be treated as guidelines only, kindly refer TDS for detailed method statement before product usage.

# ASCOPUTTY

Highly polymer modified wall putty for interior & exterior surface

- ◆ **ASCOPUTTY** is a highly polymer modified, self-curing efflorescence resistant white cement based wall putty. It produces smooth & consistent paste when mixed with water. It resists efflorescence in plastered walls. Being water resistant it can be used externally on concrete/cement plastered walls & ceiling.
- ◆ It fills the fine pores of the cementitious substrates & provides a white, smooth finished surface required for painting. It can be applied on fresh plaster/moist surface. ASCOPUTTY has excellent adhesion strength, durability & enhances life of paints.

## RECOMMENDED APPLICATIONS

- ◆ Interior & exterior surface of concrete
- ◆ Plastered walls & ceiling etc.

## KEY FEATURES & BENEFITS



Cost effective



Resists efflorescence



Excellent workability



Highly polymer modified thus excellent adhesion & durability



Easy to use & apply



Excellent resistance of water



Can be directly applied over damp concrete or fresh plaster



Can be applied on interior & exterior surface



Doesn't require curing

## COVERAGE

21 - 24 ft<sup>2</sup> / mm / Kg



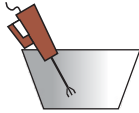








**Packaging** : Available in 5 Kg, 20 Kg & 40 Kg Sealed bag

## TECHNICAL SPECIFICATIONS<sup>1</sup>

<b>Appearance</b>	: White Powder
<b>Compressive strength</b>	: 8.0 N/mm <sup>2</sup>
<b>Setting Time</b>	: Initial setting time : 100 - 140 Minutes Final setting time : < 500 minutes
<b>Tensile Adhesion Strength Dry</b>	: $\geq 1.0$ N/mm <sup>2</sup>
<b>Whiteness</b>	: 87 - 88
<b>Water Retentivity</b>	: $\geq 98\%$
<b>Water Demand</b>	: Approx. 35 - 40%

## PREPARATION & APPLICATION GUIDELINES<sup>2</sup>

<p><b>Clean &amp; wet</b></p>  <p>Pre-wet the plastered wall before application.</p>	<p><b>Mixing</b></p>  <p>In 35-40% potable water add 1 bag (20Kg) of Ascoputty.</p>	<p><b>Blending</b></p>  <p>Mix thoroughly to make a uniform smooth lump-free paste.</p>
<p><b>Application</b></p>  <p>Apply material paste on wall with the help of trowel to a thickness of about 0.5 - 1mm.</p>	<p><b>First coat</b></p>  <p>Level &amp; smoothen the surface. Cure the first coat lightly after it dries.</p>	<p><b>Second coat</b></p>  <p>Apply the second coat of 0.5 - 1 mm after the first coat has fully dried &amp; set.</p>
<p><b>Levelling</b></p>  <p>The thickness of each coat should not exceed 1 mm &amp; total plaster thickness should not exceed 2 mm.</p>	<p><b>Smoothing</b></p>  <p>Smoothen with a steel trowel, Sand paper if so desired with 600 no. of sand paper.</p>	<p><b>Final finish</b></p>  <p>Wall is ready for paint application.</p>

## PRECAUTION

- ◆ Ensure that the surface to be painted is free from any loose paint, dust, oil or grase.
- ◆ Any previous growth of fungus, alge or moss needs to be removed thoroughly & cleaned with water.
- ◆ Do not over dilute with water.
- ◆ Though the material is non-toxic, care should be taken to avoid dust inhalation while mixing & handing.
- ◆ Do not apply the material without pre-wetting the surface for the first coat.

## SHELF LIFE

06 months from the production date if stored in original, unopened packaging, in places protected from moisture, sun exposure & frost.

<sup>1</sup> The Values obtained are from our laboratory testing conditions. Tests conducted on site conditions may show slight variation due to methods of testing/application.

<sup>2</sup> Illustrations should be treated as guidelines only, kindly refer TDS for detailed method statement before product usage.

# ASCOPUTTY CS







Highly Modified Coarse Plaster Putty for Interior & Exterior Surface

- ◆ **ASCOPUTTY CS** is a highly polymer modified, self-curing & efflorescence resistant white/grey cement based coarse wall putty.
- ◆ **ASCOPUTTY CS** covers up the coarseness, undulations, imperfections & pinholes on the plastered surface. It can be applied on fresh plaster/moisture surface. Thickness of **ASCOPUTTY CS** per coat should be maximum of 5-8 mm. Maximum thickness should not be more than 12-15 mm.

## RECOMMENDED APPLICATIONS

- ◆ Interior & Exterior surface of AAC blocks & concrete
- ◆ Cement plastered walls & ceiling

## KEY FEATURES & BENEFITS

-  Doesn't require curing
-  Resists efflorescence
-  Easy to use & apply
-  Highly polymer modified thus excellent adhesion & durability
-  Excellent workability
-  Excellent resistance of water
-  Can be directly applied over damp concrete or fresh plaster
-  Can be applied on interior & exterior surface
-  Cost effective

## COVERAGE

2.5 - 3.5 ft<sup>2</sup>/Kg at 4 mm thickness.

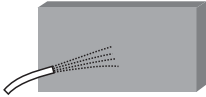

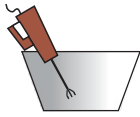








**Packaging :** Available in 30 Kg & 50 Kg Sealed bag

**TECHNICAL SPECIFICATIONS<sup>1</sup>** (Complies to ASTM C 109)

<b>Appearance</b>	: White Powder (Also avail. in Grey Powder)
<b>Compressive strength</b>	: > 10 N/mm <sup>2</sup>
<b>Setting Time</b>	: 60 - 80 min
<b>Tensile Adhesion Strength Dry</b>	: > 1.0 N/mm <sup>2</sup> (Dry)
<b>Tensile Adhesion Strength Wet</b>	: > 0.85 N/mm <sup>2</sup> (Wet)
<b>Whiteness</b>	: > 85 %
<b>Water Retentivity</b>	: > 98 %
<b>Water Demand</b>	: 23 - 25 %

**PREPARATION & APPLICATION GUIDELINES<sup>2</sup>**

<p><b>Clean &amp; wet</b></p>  <p>Pre-wet the plastered wall before application.</p>	<p><b>Mixing</b></p>  <p>In 23 - 25% potable water add 1 bag of Ascopotty CS.</p>	<p><b>Blending</b></p>  <p>Mix thoroughly to make a uniform smooth lump-free paste.</p>
<p><b>Application</b></p>  <p>Apply material paste on wall with the help of trowel to a thickness of about 3-5 mm.</p>	<p><b>First coat</b></p>  <p>Level &amp; smoothen the surface. cure the first coat lightly after it dries.</p>	<p><b>Second coat</b></p>  <p>Apply the second coat of 3 - 5 mm after the first coat has fully dried &amp; set.</p>
<p><b>Levelling</b></p>  <p>The thickness of each coat should not exceed 5 mm &amp; total plaster thickness should not exceed 10 mm.</p>	<p><b>Smoothing</b></p>  <p>Apply Ascopotty on wall with the help of trowel to a thickness of about 0.5 - 1mm.</p>	<p><b>Final finish</b></p>  <p>Wall is ready for paint application.</p>

**PRECAUTION**

- ◆ Any previous growth of fungus, algae or moss needs to be removed thoroughly and cleaned with water.
- ◆ 1 - 2 coats of ASCOPUTTY is recommended to achieve smooth finish on finished plaster of **ASCOPUTTY CS**.

**SHELF LIFE**

09 months from the production date if stored in original, unopened packaging, in places protected from moisture, sun exposure & frost.

<sup>1</sup> The Values obtained are from our laboratory testing conditions. Tests conducted on site conditions may show slight variation due to methods of testing/application.

<sup>2</sup> Illustrations should be treated as guidelines only, kindly refer TDS for detailed method statement before product usage.



**Walling Solutions**



**Waterproofing Systems**



**Screeds, Tiles/Stone Adhesives & Grouts**



**Structural Repairs, Sealants & Grouts**



**Protective Coatings**



## Aswani Industries Pvt. Ltd.

**Head Office:** Top Floor, Ascon City, Opp. Maheshwari Bhavan, City Light Road, Surat - 395007, Gujarat

**Factory:** Block No. 161, Opp. Garden Silk Mills, Kadodara Bardoli Road, Vill.: Tantithaiya, Tal. Palsana, Surat - 394305, Gujarat.

**Mumbai Office:** 1010, 10th Floor, The Summit Business Bay (Omkar), Opp Cinemax, Near Western Express Highway Metro Station, Andheri (E), Mumbai, Maharashtra - 400069



1800 532 7788



[www.ascolite.in](http://www.ascolite.in)



[info@ascolite.in](mailto:info@ascolite.in)



*Disclaimer: - Details mentioned in this catalogue are in brief. Refer TDS, method statement & other details by contacting company representative & by visiting the company website. AIPL will not be responsible for any damages with respect to inappropriate application &/or site conditions. Aswani Industries Pvt. Ltd. (AIPL) has a policy of ongoing design & development & thus reserves the right to modify specifications without prior notice. It is advised to cross-check with the company representative to ensure the document referred is the latest update.*

Version 3.10

